

# Market shares

Sweden	Market shares, percent				Volumes, SEKbn			
	2008	2007	2006	2005	2008	2007	2006	2005
<b>Private market</b>								
Deposits	24	26	26	26	216	215	177	150
Lending	27	26	26	26	568	496	442	395
of which mortgage lending	29	30	30	29	460	422	373	330
Individual pension savings *	36	36	35	35	18	23	21	17
SPAX	24	27	30	30	28	29	21	15
Fund investments	27	25	26	27	326	401	398	355
Bank cards (thousands)	n.a.	n.a.	n.a.	n.a.	3 637	3 498	3 327	3 209

\* Excluding savings banks' investments in Swedbank Robur

<b>Corporate market</b>								
Deposits	14	16	15	16	96	94	89	82
Lending	21	21	22	21	389	368	322	290
of which mortgage lending	27	26	26	26	156	143	139	139

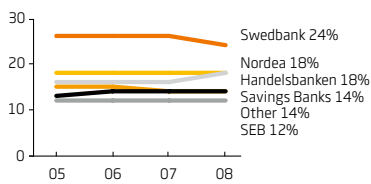
Baltic countries	Market shares, percent				Volumes, SEKbn			
	2008	2007	2006	2005	2008	2007	2006	2005
<b>Private market</b>								
Estonia								
Deposits	56	62	62	63	22	19	16	13
Lending	49	49	50	50	38	31	22	14
of which mortgage lending	48	49	49	49	34	28	20	13
Bank cards (thousands)	64	65	67	68	1 187	1 151	1 076	948
Latvia								
Deposits	24	28	29	29	13	13	11	8
Lending	28	27	27	24	28	23	15	8
of which mortgage lending	27	28	30	28	21	18	12	6
Bank cards (thousands)	37	37	37	36	931	892	787	622
Lithuania								
Deposits	32	39	39	39	26	24	18	15
Lending	26	29	30	29	24	18	12	7
of which mortgage lending	25	28	30	29	20	16	10	6
Bank cards (thousands)	35	34	35	35	1 497	1 310	1 208	1 067

Baltic countries	Market shares, percent				Volumes, SEKbn			
	2008	2007	2006	2005	2008	2007	2006	2005
<b>Corporate market</b>								
Estonia								
Deposits	43	48	47	47	25	24	20	16
Lending	42	44	46	46	48	41	32	23
Latvia								
Deposits	11	11	14	15	10	9	9	8
Lending	26	26	29	26	44	34	25	15
Lithuania								
Deposits	21	22	21	20	9	10	8	7
Lending	23	25	25	25	39	30	22	16

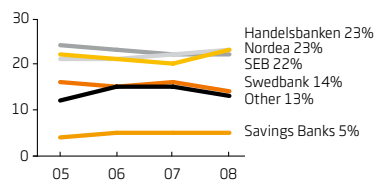
Ukraine	Market shares, percent				Volumes, SEKbn			
	2008	2007	2006	2005	2008	2007	2006	2005
<b>Private market</b>								
Deposits	1	1	–	–	2	2	–	–
Lending	3	2	–	–	7	5	–	–
of which mortgage lending	3	2	–	–	3	1	–	–
Bank cards (thousands)	1	1	–	–	416	275	–	–
<b>Corporate market</b>								
Deposits	2	2	–	–	3	4	–	–
Lending	2	2	–	–	12	7	–	–

## MARKET SHARES SWEDEN

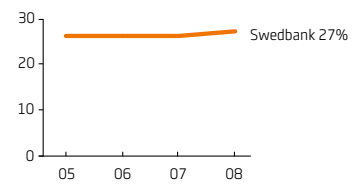
### Private market, deposits, No. 1



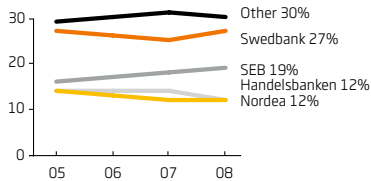
### Corporate market, deposits, No. 4



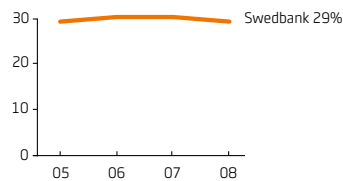
### Private market, lending



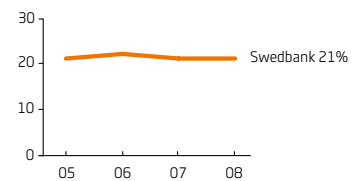
### Fund management, No. 1



### Private market, mortgage lending, No. 1

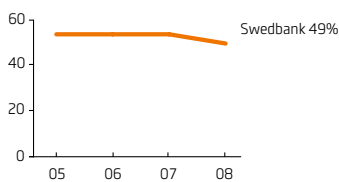


### Corporate market, lending

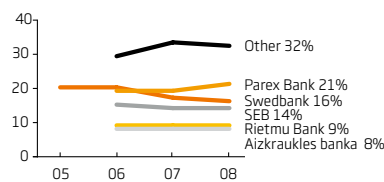


## MARKET SHARES BALTIC MARKET

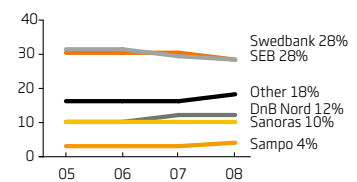
### Estonia, deposits, No. 1



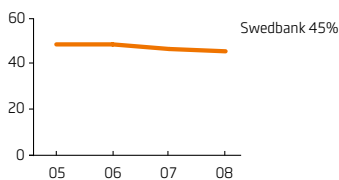
### Latvia, deposits, No. 2



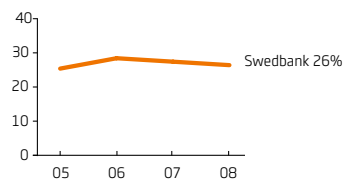
### Lithuania, deposits, No. 1



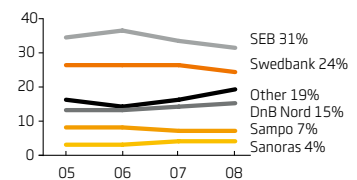
### Estonia, lending, No. 1



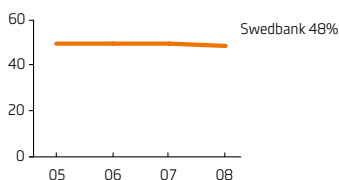
### Latvia, lending, No. 1



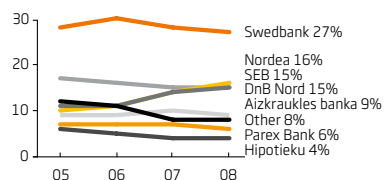
### Lithuania, lending, No. 2



### Estonia, mortgage, No. 1



### Latvia, mortgage, No. 1



### Lithuania, mortgage, No. 2

